






Benne bivalve con cilindro orizzontale compatta e di peso contenuto, per la movimentazione di materiali sfusi, ideale per veicoli industriali.

Clamshell bucket with horizontal cylinder, compact and light, for handling different materials, suitable for industrial vehicles.


Modelli Models	Capacità Capacity	Peso Weight	Denti Teeth	A	B	C	D	L	Portata Load capacity	Forza utile Closing force	Pressione Pressure			Rotatore consigliato Suggested rotator	
	lt	kg	n°	mm	mm	mm	mm	mm	kg	daN	bar	ton*	ton**	type	
FCB 35	35	32	3	456	624	357	304	305	100	433	200	0,1-0,3	0,8-1,0	FR 15 - FR 35	
FCB 50	50	52	4	626	895	492	390	330	150	821	200	0,2-0,4	0,8-1,2	FR 35	
FCB 100	100	85	4	770	1100	605	480	350	200	974	200	0,2-0,5	1,0-1,5	FR 35 - FR 35F	
FCB 125	125	134	4	840	1200	660	523	450	250	1737	200	0,3-0,7	1,2-1,7	FR 35 - FR 35F	
FCB 155	155	143	4	840	1200	660	523	550	350	1737	200	0,4-0,8	1,2-2,0	FR 35 - FR 35F	
FCB 175	175	152	4	840	1200	660	523	650	350	1737	200	0,5-0,9	1,5-2,2	FR 35 - FR 35F	
FCB 205	205	161	6	840	1200	660	523	750	450	1737	200	0,6-1,0	1,8-2,5	FR 35 - FR 35F	
FCB 225	225	170	6	840	1200	660	523	850	450	1737	200	0,7-1,2	1,8-3,0	FR 35 - FR 35F	
FCB 325	325	208	6	1040	1430	780	565	800	700	1477	200	0,9-1,3	2,5-3,5	FR 50 - FR 55F	
FCB 360	360	220	8	1040	1430	780	565	900	700	1477	200	0,9-1,5	2,5-4,0	FR 50 - FR 55F	
FCB 425	425	232	8	1040	1430	780	565	1000	700	1477	200	1,0-1,6	3,0-5,0	FR 50 - FR 55F	
FCB 525	525	315	8	1200	1640	905	660	1000	1000	1550	200	1,0-2,0	4,0-7,0	FR 50 - FR 55F	
FCB 625	625	343	8	1200	1640	905	660	1200	1000	1550	200	1,0-2,0	4,0-7,0	FR 85 SXF	
FCB 150 SX	150	260	3	1206	1830	900	620	360	1000	1520	200	0,6 - 1,5	4,0 7,0	FR 85 SXF	
FCB 250 SX	250	269	4	1206	1830	900	620	430	1000	1520	200	0,6 - 1,8	4,0 7,0	FR 85 SXF	
FCB 300 SX	300	287	4	1206	1830	900	620	630	1300	1520	200	0,8-2,0	4,0-7,0	FR 85 SXF	
FCB 400 SX	400	296	6	1206	1830	900	620	730	1300	1520	200	0,8-2,0	4,0-7,0	FR 85 SXF	
FCB 500 SX	500	305	6	1206	1830	900	620	830	1300	1520	200	0,8-2,2	4,0-7,0	FR 85 SXF	
FCB 600 SX	600	323	8	1206	1830	900	620	1030	1300	1520	200	0,8-2,4	4,0-8,0	FR 85 SXF	

In conformità EN 2006 42 CE - According to EN 2006 42 EC

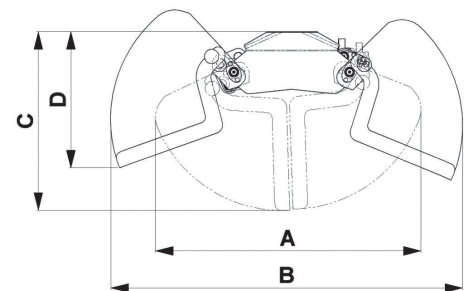
* portata gru a braccio sfilato - crane capacity at max reach

** peso escavatore - excavator weight

Valvola di blocco optional - *Optional block valve*
 Standard solo sui modelli SX - *Standard only in SX models*



Denti - Teeth



www.hydrotruck-rotatory.cz
info@hydrotruck.cz

Hydrotruck s.r.o.
 Tovačovská 3457/4a
 750 02, Přerov